

Scaled data based on original data using
LM-79-08 Approved Method: Electrical and Photometric Measurements of Solid-
State Lighting Products

Test Report Prepared for
Cooper Lighting Solutions
(formerly Eaton)

Brand: INVUE

Report Number: P596609

Luminaire Tested: **MSA-SA2C-827-U-5WQ**

Issue Date: 5/27/2021

Test Information

Test Method: LM-79-08
Report Number: P596609
TEST IS SCALED FROM IESNA LM-79-08 TEST DATA (G2-1910-543-4)
Test Lab: INNOVATIONS CENTER
Issue Date: 5/27/2021
Manufacturer: COOPER LIGHTING SOLUTIONS (FORMERLY EATON)
Product Line: INVUE
Catalog Number: MSA-SA2C-827-U-5WQ
Description: MESA POST TOP DECORATIVE LUMINAIRE. (2) LIGHTSQUARES WITH 16 LEDS EACH AND TYPE V WIDE OPTICS.
Light Source: -
Ballast/Driver: ELECTRONIC DRIVER

Summary

Lumens per Lamp: N/A
Luminaire Lumens: 9728 lumens
Efficiency: N/A
Efficacy: 86.1 lumens/watt
Luminous Opening: Rectangular (W 0.5' x L: 1' x H: 0')
IES Classification: Type V - Short
BUG Rating: B4 - U0 - G2

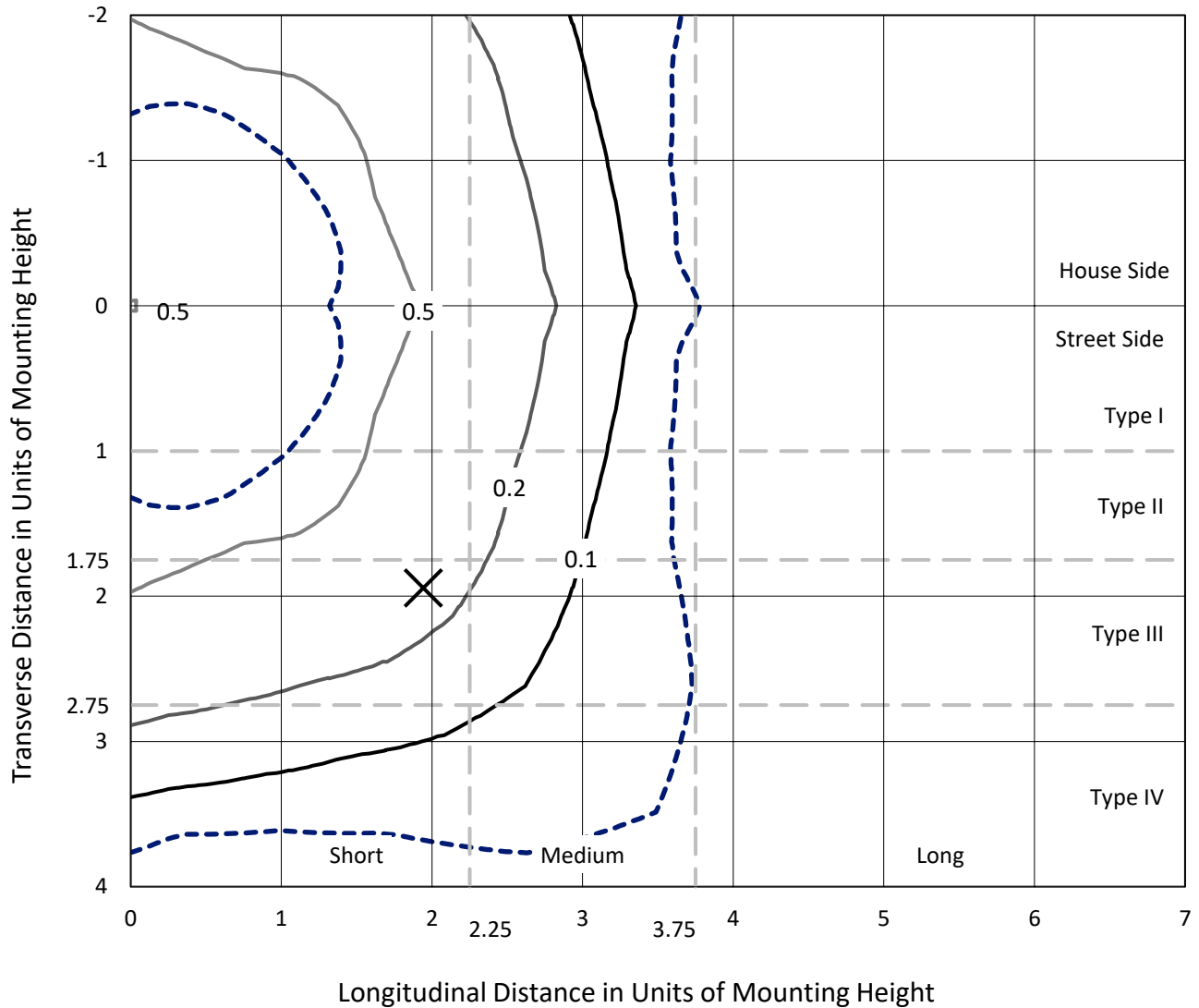
Input Watts (W): 113
Input Voltage (V): NR
Input Current (Ain): NR
Voltage Rise (V): NR
Power Factor: NR
Total Harmonic Distortion (THDi): NR
Frequency (hertz): 60
Stabilization Time: NR
Operation Time: NR
Ambient Temperature (°C): NR
Test Distance: 28.75 FT



REPORT NUMBER: P596609
 CATALOG NUMBER: MSA-SA2C-827-U-5WQ

Iso-Footcandle Lines of Horizontal Illumination

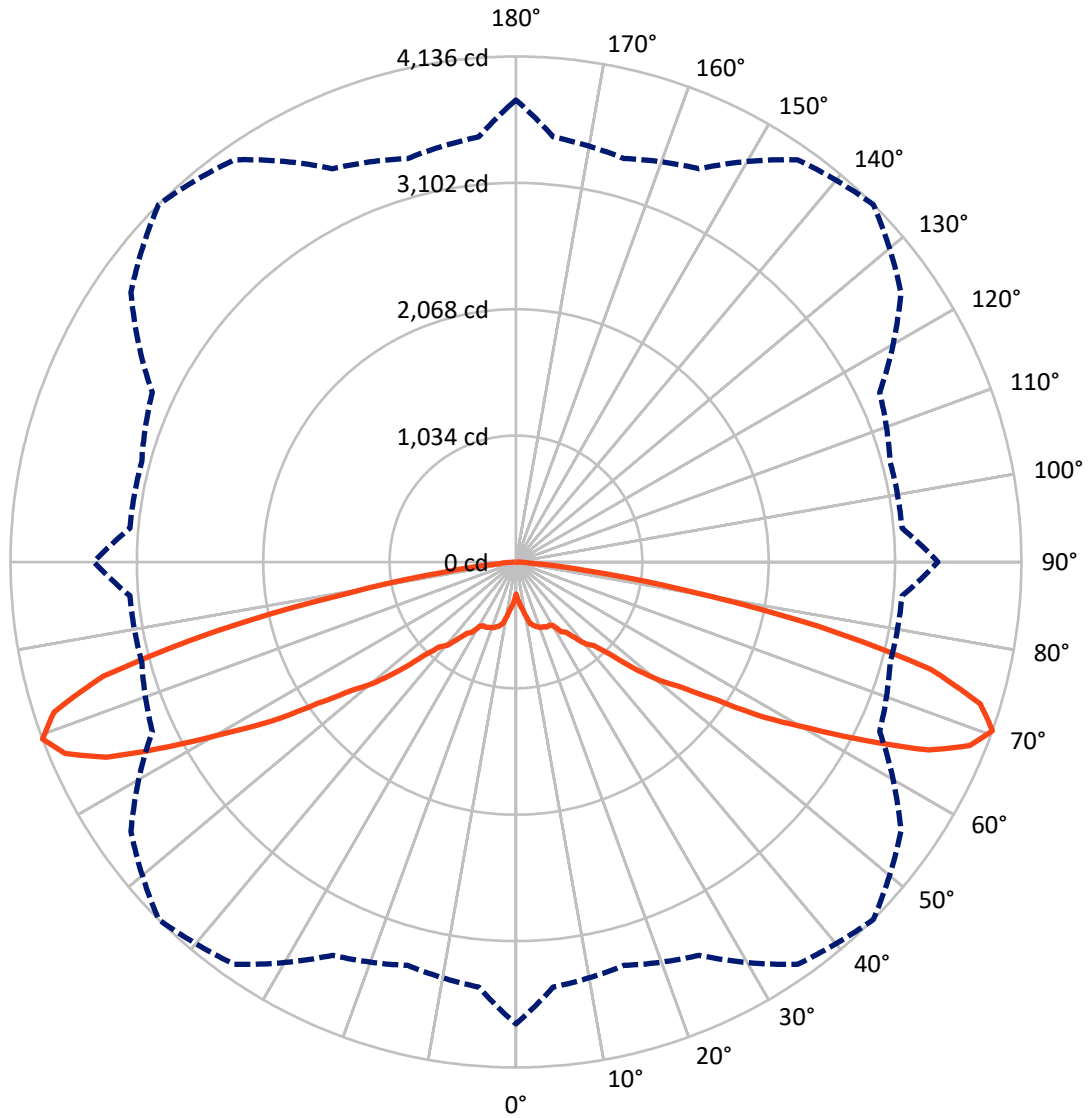
✕ Max cd
 - - - 1/2 Max cd



Based on 25 foot mounting height. Maximum calculated value = 0.8 fc
 Type V - Short - N/A

REPORT NUMBER: P596609
CATALOG NUMBER: MSA-SA2C-827-U-5WQ

Luminous Intensity Polar Plot



— Vertical Plane Through 45-Deg Lateral - - - Horizontal Cone Through 70-Deg Vertical

REPORT NUMBER: P596609
 CATALOG NUMBER: MSA-SA2C-827-U-5WQ

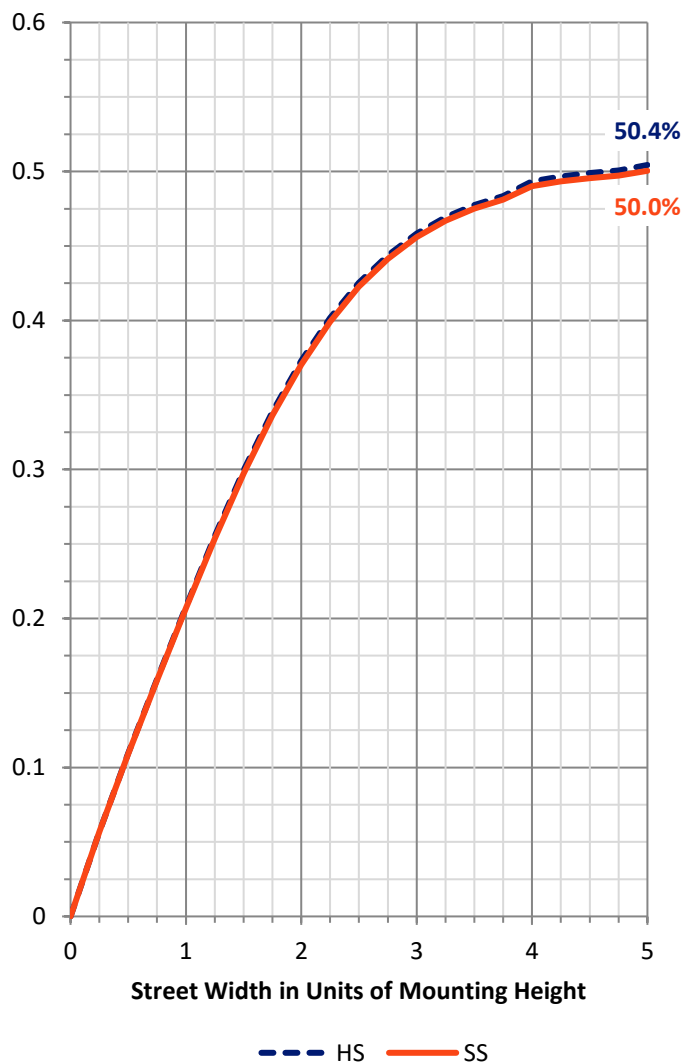
FLUX DISTRIBUTION:

		Downward	Upward	Total
House Side	Lumens	4864.0	0.0	4864.0
	% Fixture	50.0	0.0	50.0
Street Side	Lumens	4864.0	0.0	4864.0
	% Fixture	50.0	0.0	50.0
Total	Lumens	9728.0	0.0	9728.0
	% Fixture	100.0	0.0	100.0

ZONAL LUMENS:

Zone	Lumens	% Fixture
0°-10°	38.2	0.4
10°-20°	153.1	1.6
20°-30°	289.5	3.0
30°-40°	504.3	5.2
40°-50°	964.1	9.9
50°-60°	1869.3	19.2
60°-70°	3273.3	33.6
70°-80°	2460.1	25.3
80°-90°	176.0	1.8
90°-100°	0.0	0.0
100°-110°	0.0	0.0
110°-120°	0.0	0.0
120°-130°	0.0	0.0
130°-140°	0.0	0.0
140°-150°	0.0	0.0
150°-160°	0.0	0.0
160°-170°	0.0	0.0
170°-180°	0.0	0.0
0°-90°	9728.0	100.0
0°-180°	9728.0	100.0

Coefficient of Utilization



REPORT NUMBER: P596609

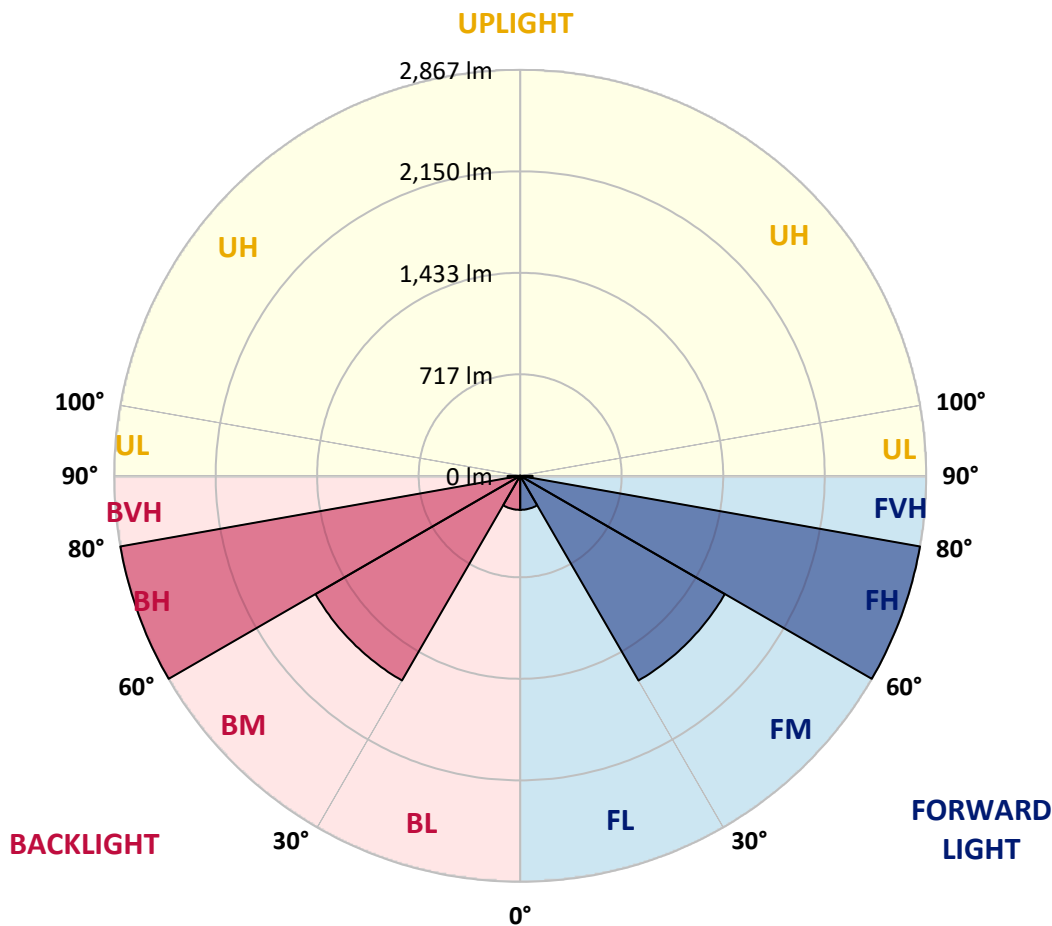
CATALOG NUMBER: MSA-SA2C-827-U-5WQ

LUMINAIRE CLASSIFICATION SYSTEM LUMEN TABLE AND BUG RATING:

Zone	Lumens	% Fixture	Zone Rating/Lumen Limit		
			B	U	G
FL (0°-30°)	240.4	2.5			
FM (30°-60°)	1668.8	17.2			
FH (60°-80°)	2866.7	29.5			G2/5000
FVH (80°-90°)	88.0	0.9			G1/100
BL (0°-30°)	240.4	2.5	B1/500		
BM (30°-60°)	1668.8	17.2	B2/2500		
BH (60°-80°)	2866.7	29.5	B4/5000		G2/5000
BVH (80°-90°)	88.0	0.9			G1/100
UL (90°-100°)	0.0	0.0		U0/0	
UH (100°-180°)	0.0	0.0		U0/0	

BUG Rating: B4-U0-G2

Type V Short





REPORT NUMBER: P596609
 CATALOG NUMBER: MSA-SA2C-827-U-5WQ

CANDELA DISTRIBUTION (FULL):

	0°	5°	15°	25°	35°	45°	55°	65°	75°	85°	90°
0°	263.0	263.0	263.0	263.0	263.0	263.0	263.0	263.0	263.0	263.0	263.0
2.5°	320.0	315.1	299.6	300.4	307.6	308.3	309.1	299.6	297.4	316.6	317.8
5°	406.4	395.1	383.8	379.3	372.5	353.6	374.4	376.6	381.2	395.9	402.7
7.5°	464.2	450.2	434.7	425.3	406.8	391.3	408.3	422.3	431.4	448.0	457.4
10°	475.1	466.8	466.1	449.5	446.1	451.7	450.6	451.0	464.6	464.9	470.6
12.5°	509.5	515.5	503.8	498.1	501.5	515.5	504.2	499.3	502.7	518.2	511.7
15°	554.4	561.6	543.8	534.8	525.7	538.9	527.2	535.9	546.8	558.2	552.5
17.5°	604.2	604.6	580.4	546.8	554.8	556.6	552.5	545.3	576.6	603.8	601.2
20°	631.4	631.0	589.5	543.8	567.2	571.4	567.6	543.1	590.2	627.6	626.5
22.5°	659.3	651.0	601.2	564.2	572.9	576.3	567.6	565.3	601.2	653.3	652.9
25°	674.4	681.6	626.8	603.8	596.6	588.7	596.3	600.0	634.4	685.3	670.6
27.5°	721.6	709.9	634.4	632.1	617.0	585.7	611.7	630.2	632.1	714.4	729.5
30°	764.2	768.7	668.4	671.7	644.2	604.6	645.0	674.4	680.0	769.5	768.0
32.5°	809.5	811.4	728.7	693.6	681.9	680.4	665.0	690.6	735.1	806.9	809.9
35°	878.2	893.7	782.7	735.5	720.8	705.7	719.3	742.3	783.8	891.4	883.8
37.5°	1035.5	1011.0	900.1	802.3	792.5	786.5	797.4	814.0	898.9	1013.7	1048.8
40°	1145.4	1133.7	982.7	912.9	851.0	883.5	857.8	922.0	992.1	1134.4	1157.1
42.5°	1315.6	1263.5	1108.4	1022.0	957.8	934.8	949.1	1032.9	1122.3	1280.8	1325.4
45°	1479.0	1398.6	1265.8	1189.5	1092.2	1068.0	1087.2	1185.7	1289.2	1414.4	1492.9
47.5°	1645.8	1562.8	1416.7	1306.5	1226.9	1299.0	1235.9	1329.5	1432.6	1578.2	1648.0
50°	1819.0	1726.9	1582.8	1462.7	1456.0	1519.7	1444.3	1492.2	1587.7	1738.6	1820.9
52.5°	2017.9	1918.6	1774.5	1693.3	1709.2	1705.0	1689.9	1681.3	1775.2	1923.5	2021.3
55°	2254.5	2147.3	2032.2	1994.9	2038.6	1991.5	2013.7	2010.7	2024.3	2130.3	2244.7
57.5°	2540.6	2419.4	2303.9	2295.6	2351.9	2396.4	2356.8	2299.8	2276.0	2379.0	2510.0
60°	2901.0	2752.3	2625.5	2599.4	2759.8	2759.4	2723.6	2596.0	2587.0	2703.6	2861.3
62.5°	3299.1	3118.0	2979.5	2938.0	3189.3	3217.6	3105.9	2877.2	2924.0	3018.0	3205.1
65°	3637.2	3419.5	3290.4	3279.1	3586.3	3711.2	3464.4	3151.6	3166.6	3244.8	3447.4
67.5°	3857.6	3595.4	3492.7	3547.4	3929.3	4007.5	3778.0	3335.0	3281.4	3313.8	3556.1
70°	3780.3	3492.0	3418.0	3550.8	4018.0	4136.2	3845.6	3283.6	3169.7	3171.2	3452.7
72.5°	3194.2	2919.8	2954.9	3198.7	3808.2	3973.9	3533.1	2965.9	2732.7	2727.0	2982.5
75°	2112.2	1928.8	2067.3	2447.3	3165.9	3504.8	2927.4	2324.7	2032.2	1937.1	2134.5
77.5°	923.8	900.4	1017.1	1446.5	2158.3	2525.8	2097.1	1518.6	1105.4	919.3	1004.2
80°	247.6	242.3	304.2	548.7	1050.6	1391.0	1134.8	605.7	316.2	230.2	244.2
82.5°	90.2	92.5	112.8	153.6	346.1	585.7	377.0	177.0	119.6	98.1	98.1
85°	39.2	38.1	54.7	61.5	94.3	132.5	108.3	75.1	60.4	45.3	43.4
87.5°	10.6	13.2	18.5	19.2	24.5	20.0	28.7	26.4	22.6	15.9	12.8
90°	0.0	0.0	0.0	0.0	0.0	0.0	0.0	0.0	0.0	0.0	0.0

(END OF REPORT)